

Wayne
DaltonTM
GARAGE DOORS

MODEL **8800**

CONTEMPORARY ALUMINUM



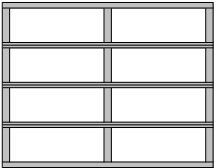
Custom powder coat, White Laminated privacy glass



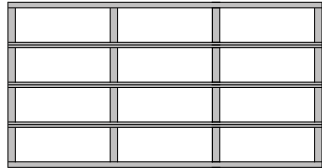
Clear anodized aluminum, Satin Etched glass

1 Select the Platform

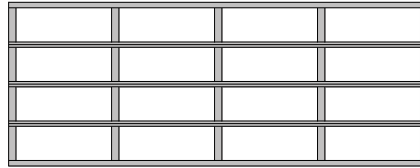
3" Frames



8' Wide (2 panel)*




9'-12' Wide (3 panel)




Over 12' Wide (4 panel)


6" Frames




8' Wide (2 panel)*



9'-12' Wide (3 panel)



Over 12' Wide (4 panel)



18' Wide (5 panel)**

Due to the weight of this door, it is only offered in the 6" frame.

*2 panel wide is optional for 9' doors.

Panel spacing drawings shown are for illustrative purposes only and do not reflect actual stile and rail dimensions. If 6" frame is ordered, other doors must be ordered from that grouping to match and may incur an additional upcharge. See dealer for details.

**4-panel wide is optional for 18' wide doors.

If you are ordering a 16'3" or wider door as well as a single door, check with your dealer to ensure that the door frames match.



Dark Bronze anodized aluminum, Bronze Tinted glass

2 Choose your Color

Anodized Finishes



Clear (Standard)




Dark Bronze



Black


Powder Coat Finishes



White



Dark Bronze



Black

Powder Coat Finishes

Select from 188 powder coat color options to best match your home.



Wayne Dalton
GARAGE DOORS

Actual color may vary slightly from brochure due to fluctuations in printing process. Color samples are available by request through your local Wayne Dalton dealer.



Bronze powder coat aluminum, White Laminated privacy glass

3 Choose your Windows



1/8" Clear Glass



Green Tinted



Gray Tinted



Bronze Tinted



Satin Etched



White Laminated



Obscure

Custom glass also available. See dealer for details.
Most panel styles are also available in both single pane and insulated configurations.


stylish.
colorful.
contemporary.

Wayne Dalton Contemporary Aluminum doors, constructed with a rugged, anodized aluminum frame, feature equal panel spacing for a clean modern look.


PERFORMANCE FEATURES



- Tongue-and-groove joints provide a great weather barrier
- Flexible vinyl bottom seal helps prevent dirt and elements from entering your garage
- Reinforcing fins on all top sections and as needed on intermediate sections, provide years of smooth, trouble-free operation. (The fins are the extruded part of the door section that are not visible through the glass)



Aluminum rails and stiles are designed with non-beveled edges and straight lines to create a true contemporary style.



Optional polyurethane insulation adds R-value* of up to 4.36

R-VALUES OF INSULATED 8800	9X7 DOOR	16X7 DOOR	9X8 DOOR	16X8 DOOR
1/2" insulated glass Solar Ban 70XL argon filled (R=3.125)	4.36	4.36	4.23	4.23
1/2" insulated glass (R=1.75) with polyurethane filled rails and stiles	3.18	3.17	3.02	3.02
1/2" insulated glass Low E (R=2.38) with polyurethane filled rails and stiles	3.73	3.71	3.59	3.58



Model 8800 offers a five-year limited warranty on the aluminum and one-year limited warranty on the glass. See full text of warranty for details.

* Wayne Dalton uses a calculated door section R-value for our insulated doors.

AFTER

BEFORE



Clear anodized aluminum, White Laminated privacy glass



Garage Door Design Center

Go to wayne-dalton.com today and click on Design Center. Here you can upload a photo of your home and experiment with panel designs, color options, window styles and hardware designs. Instant curb appeal awaits with just the click of your mouse!

Wayne Dalton
GARAGE DOORS

DISTRIBUTED BY:

2501 S. State Hwy 121 Bus., Ste 200
Lewisville, TX 75067

wayne-dalton.com

